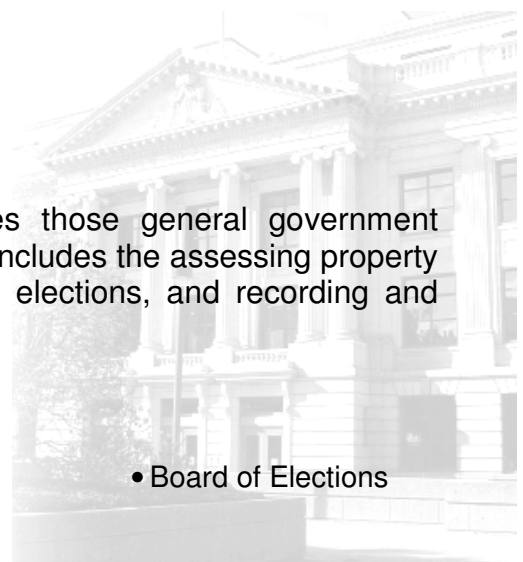


General Government



Summary

The General Government service area includes those general government services each county is required to provide. This includes the assessing property values and collecting property taxes, conducting elections, and recording and maintaining various public records.

General Government departments include:

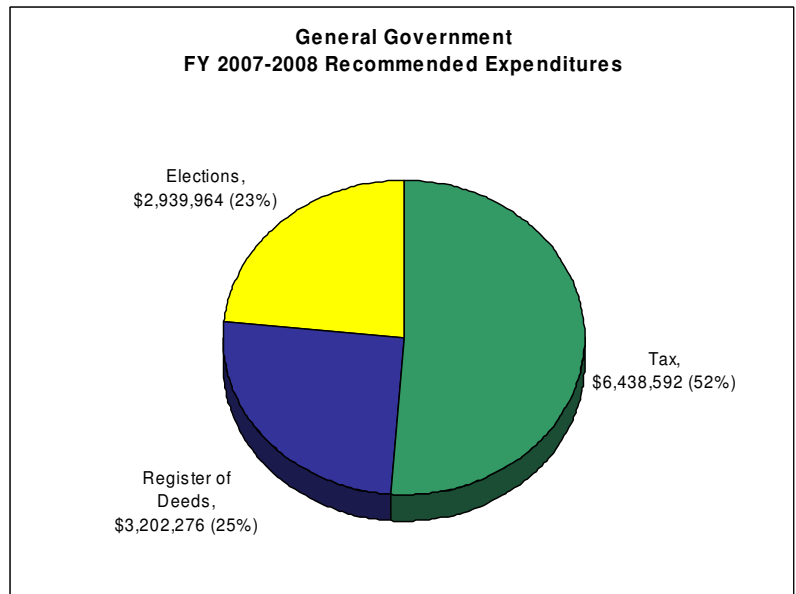
- Tax
- Register of Deeds
- Board of Elections

Expenditures

Guilford County will spend \$12,580,832 for General Government services in the 2007-2008 fiscal year, an increase of \$833,539 (7.1%) from the FY 06-07 approved budget. General Government departments account for about 2% of the total expenditures for the County.

Most of the increase in this service area is for the Elections Department and is the result of additional elections planned for FY 2008. The budget also includes funding for the expansion of the implementation of electronic poll books within the precincts

Additional funds are also recommended for the Tax to purchase a Cost Analysis Valuation System and to contract with an outside company to conduct additional business audits to ensure the appropriate value of business property in county records.

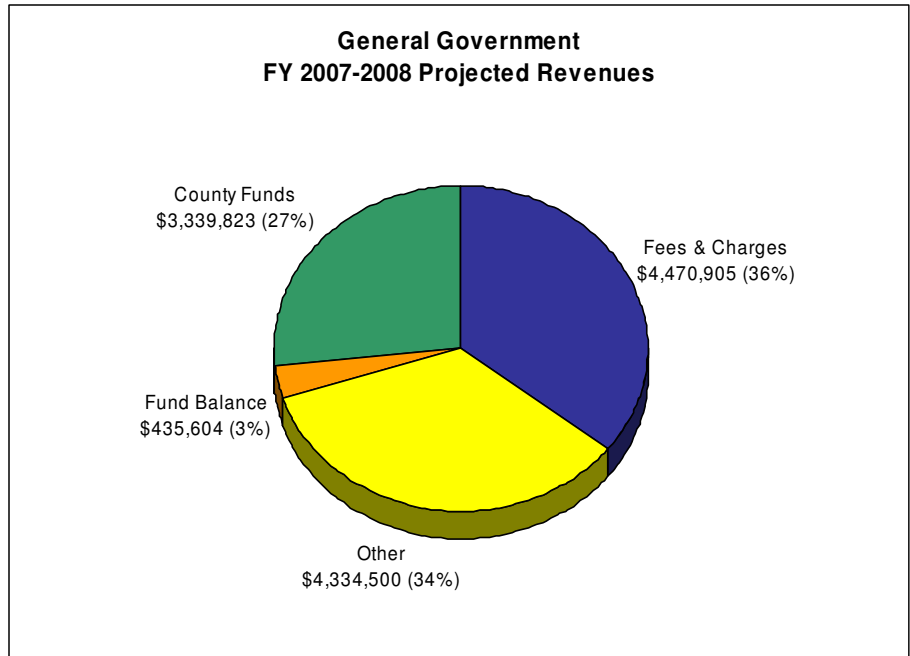


In FY 07-08 the Register of Deeds Office will begin preservation projects designed to safeguard original documents that include Marriage Licenses from 1865 to present and Land Records Books from 1771 to present.

Revenues

Seventy-three percent (73%) of the revenues used to support General Government departments are generated through Fees & Charges and other revenues, including portions of fund balance earmarked for specific departments. These include fees and excise taxes charged by the Register of Deeds and fees paid by municipalities to the County for the billing and collection of their property taxes.

The County contributes the remaining 27% (\$3.3 million) of the revenues necessary to fund General Government services.



	FY 05-06		FY 06-07		FY 07-08		Change from Adopted	
	Expenditures		Adopted Budget		Recommended		\$	%
Departments								
Tax	\$	5,805,027	\$	6,095,797	\$	6,438,592	\$	342,795 5.6%
Register of Deeds	\$	2,795,203	\$	3,417,738	\$	3,202,276	\$	(215,462) -6.3%
Elections	\$	1,726,357	\$	2,233,758	\$	2,939,964	\$	706,206 31.6%
Total	\$	10,326,587	\$	11,747,293	\$	12,580,832	\$	833,539 7.1%
Revenues								
Federal/State Funds	\$	12,711	\$	-	\$	-	\$	- --
Fees & Charges	\$	5,029,363	\$	4,956,646	\$	4,470,905	\$	(485,741) -9.8%
Other	\$	3,677,042	\$	3,200,259	\$	4,334,500	\$	1,134,241 35.4%
Fund Balance	\$	1,282,632	\$	680,479	\$	435,604	\$	(244,875) -36.0%
County Funds	\$	324,838	\$	2,909,909	\$	3,339,823	\$	429,914 14.8%
Total	\$	10,326,587	\$	11,747,293	\$	12,580,832	\$	833,539 7.1%