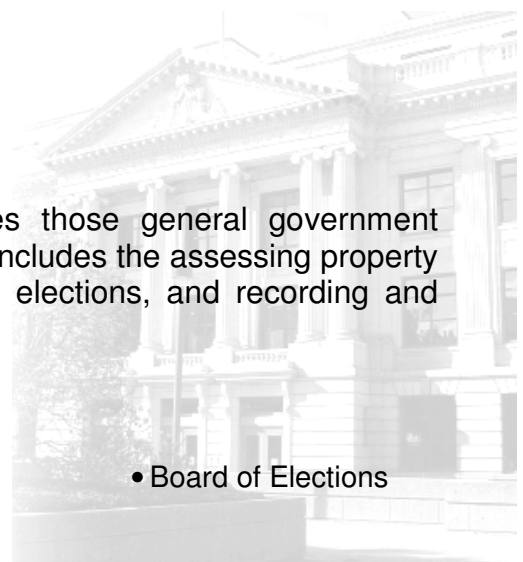


General Government



Summary

The General Government service area includes those general government services each county is required to provide. This includes the assessing property values and collecting property taxes, conducting elections, and recording and maintaining various public records.

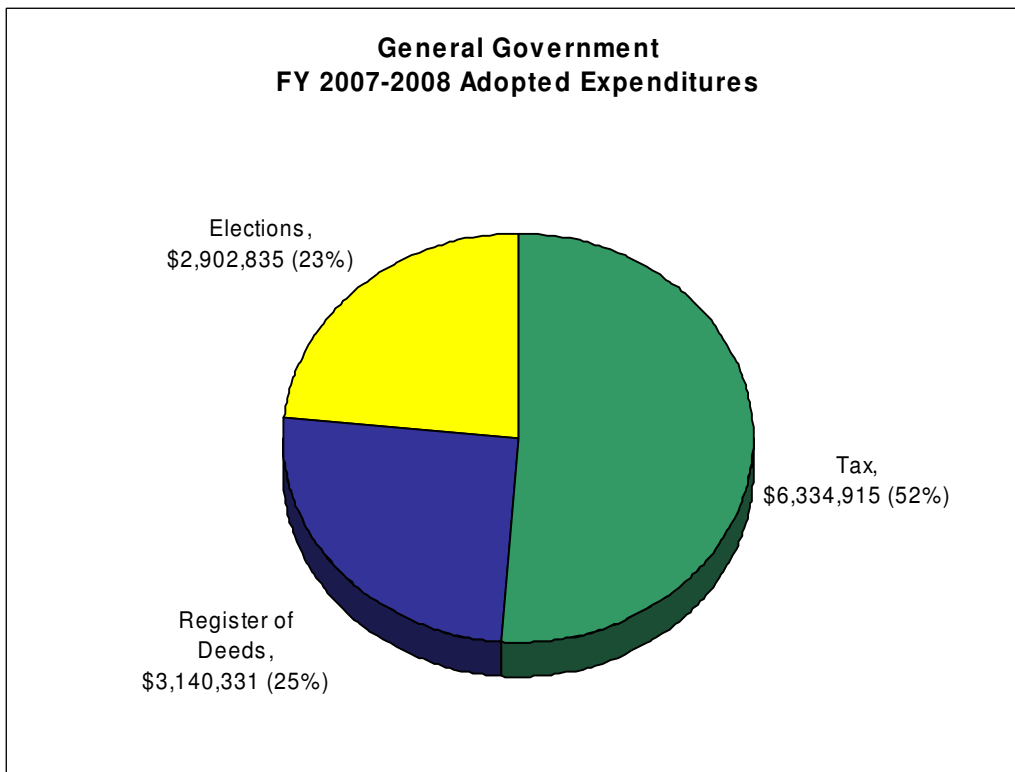
General Government departments include:

- Tax
- Register of Deeds
- Board of Elections

Expenditures

Guilford County will spend \$12,378,081 for General Government services in the 2007-2008 fiscal year, an increase of \$630,788 (5.4%) from the FY 06-07 approved budget. General Government departments account for about 2% of the total expenditures for the County.

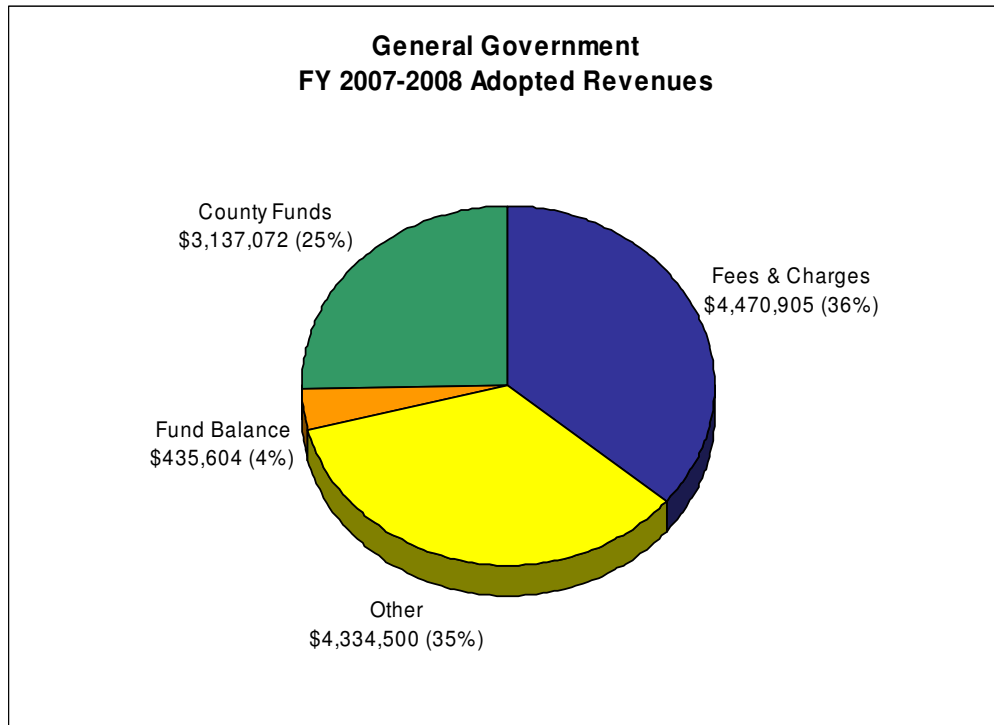
All of the increase in this service area is for the Elections Department and is the result of additional elections planned for FY 2008. The budget also includes funding for the expansion of the implementation of electronic poll books within the precincts.



Revenues

Seventy-three percent (73%) of the revenues used to support General Government departments are generated through Fees & Charges and other revenues, including portions of fund balance earmarked for specific departments. These include fees and excise taxes charged by the Register of Deeds and fees paid by municipalities to the County for the billing and collection of their property taxes.

The County contributes the remaining 27% (\$3.3 million) of the revenues necessary to fund General Government services.



	FY 05-06	FY 06-07	FY 07-08	Change from Adopted	
	Expenditures	Adopted Budget	Adopted Budget	\$	%
Departments					
Tax	\$ 5,805,027	\$ 6,095,797	\$ 6,334,915	\$ 239,118	3.9%
Register of Deeds	\$ 2,795,203	\$ 3,417,738	\$ 3,140,331	\$ (277,407)	-8.1%
Elections	\$ 1,726,357	\$ 2,233,758	\$ 2,902,835	\$ 669,077	30.0%
Total	\$ 10,326,587	\$ 11,747,293	\$ 12,378,081	\$ 630,788	5.4%
Revenues					
Federal/State Funds	\$ 12,711	\$ -	\$ -	\$ -	--
Fees & Charges	\$ 5,029,363	\$ 4,956,646	\$ 4,470,905	\$ (485,741)	-9.8%
Other	\$ 3,677,042	\$ 3,200,259	\$ 4,334,500	\$ 1,134,241	35.4%
Fund Balance	\$ 1,282,632	\$ 680,479	\$ 435,604	\$ (244,875)	-36.0%
County Funds	\$ 324,838	\$ 2,909,909	\$ 3,137,072	\$ 227,163	7.8%
Total	\$ 10,326,587	\$ 11,747,293	\$ 12,378,081	\$ 630,788	5.4%