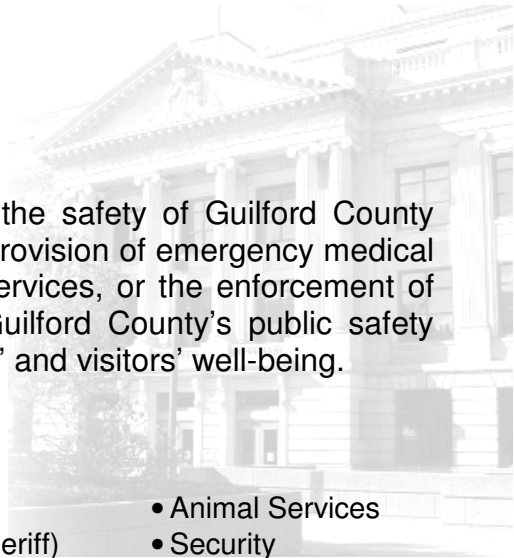


# Public Safety



## Summary

Public Safety activities are designed to protect the safety of Guilford County residents and visitors. Whether is it through the provision of emergency medical transportation in times of crisis, animal control services, or the enforcement of criminal and civil laws and ordinances, all of Guilford County's public safety activities are organized to safeguard our residents' and visitors' well-being.

Public Safety expenditures include:

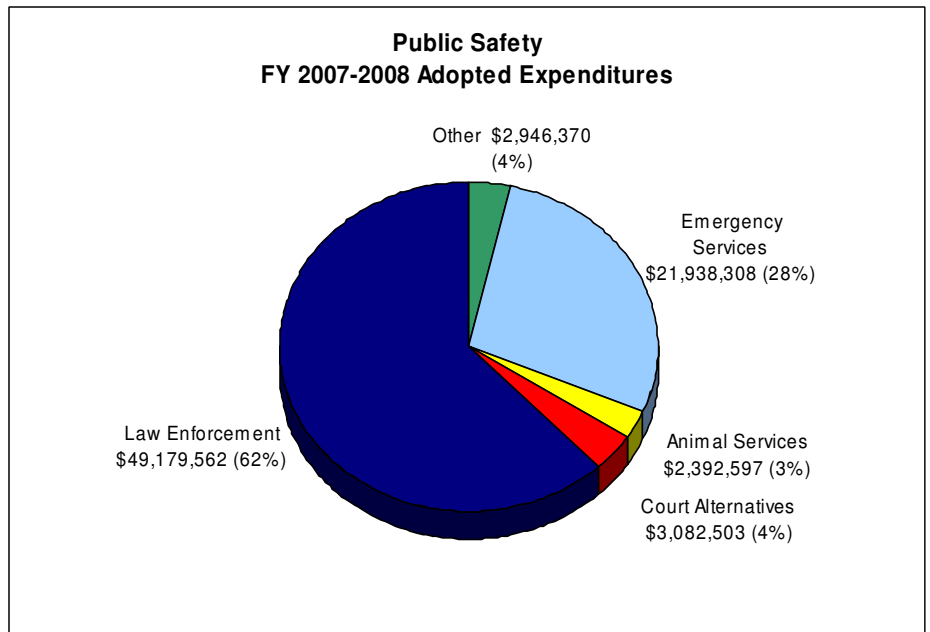
- Emergency Services
- Court Alternatives
- Other Protection
- Law Enforcement (Sheriff)
- Animal Services
- Security

## Expenditures

Guilford County will spend \$79,539,340 for Public Safety in the 2007-2008 fiscal year, an increase of 5.4%, or about \$4.1 million, over last year's adopted budget.

Public Safety accounts for approximately 14% of the total expenditures for the County.

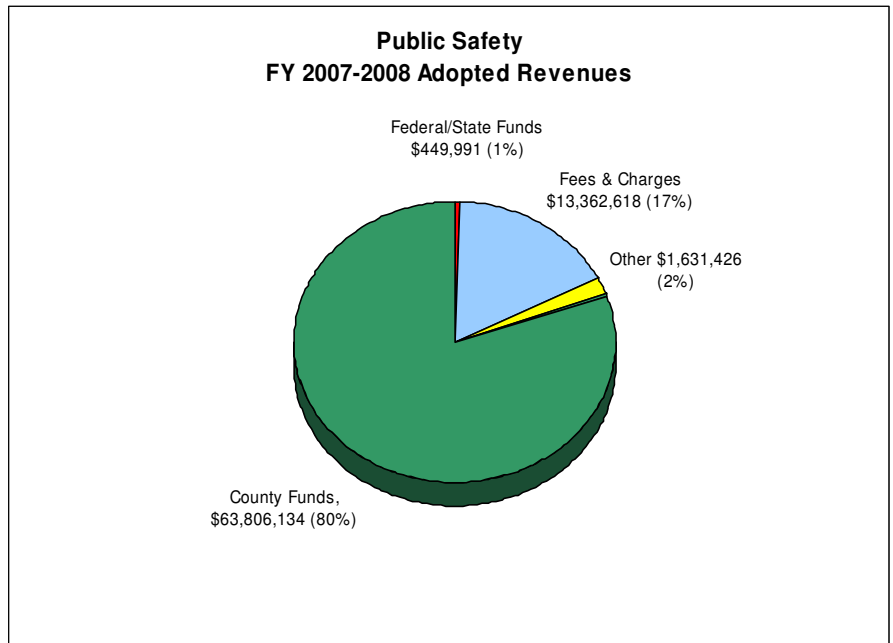
The budget for Public Safety will be used to fully fund the new positions added to Emergency Medical Services in FY 06-07 for coverage in the Rock Creek area and increases in the county's share of Guilford Metro 911 (GM911).



In addition, the adopted budget includes \$ 300,000 to contract with community-based agencies to help reduce the jail population.

**Revenues**

Most (80%) of Public Safety services are funded from general County funds. User fees and charges, primarily from charges for ambulance service and various Sheriff Department fees, will generate 17% of Public Safety revenues. The remaining funds will come from the federal and state governments and miscellaneous revenues.



	FY 05-06		FY 06-07		FY 07-08		Change from Adopted	
	Expenditures		Adopted Budget		Adopted Budget		\$	%
<b>Departments</b>								
Emergency Services	\$	19,113,547	\$	20,385,672	\$21,938,308.00	\$	1,552,636	7.6%
Court Alternatives	\$	2,848,343	\$	3,064,139	\$3,082,503.00	\$	18,364	0.6%
Other Protection	\$	381,938	\$	425,830	\$1,110,165.00	\$	684,335	160.7%
Law Enforcement	\$	43,793,683	\$	47,386,516	\$49,179,562.00	\$	1,793,046	3.8%
Animal Services	\$	2,230,832	\$	2,345,599	\$2,392,597.00	\$	46,998	2.0%
Security	\$	1,785,398	\$	1,827,014	\$1,836,205.00	\$	9,191	0.5%
<b>Total</b>	<b>\$</b>	<b>70,153,741</b>	<b>\$</b>	<b>75,434,770</b>	<b>\$ 79,539,340</b>	<b>\$</b>	<b>4,104,570</b>	<b>5.4%</b>
<b>Revenues</b>								
Federal/State Funds	\$	2,648,781	\$	475,641	\$ 449,991	\$	(25,650)	-5.4%
Fees & Charges	\$	14,598,938	\$	12,627,206	\$ 13,362,618	\$	735,412	5.8%
Other	\$	1,449,874	\$	1,576,360	\$ 1,631,426	\$	55,066	3.5%
Fund Balance	\$	1,336,138	\$	-	\$ 289,171	\$	289,171	--
County Funds	\$	50,120,010	\$	60,755,563	\$ 63,806,134	\$	3,050,571	5.0%
<b>Total</b>	<b>\$</b>	<b>70,153,741</b>	<b>\$</b>	<b>75,434,770</b>	<b>\$ 79,539,340</b>	<b>\$</b>	<b>4,104,570</b>	<b>5.4%</b>