


Public Safety



Summary

Public Safety activities are designed to protect the safety of Guilford County residents and visitors. Whether it is through the provision of emergency medical transportation in times of crisis, animal control services, or the enforcement of criminal and civil laws and ordinances, all of Guilford County's public safety activities are organized to safeguard our residents' and visitors' well-being.

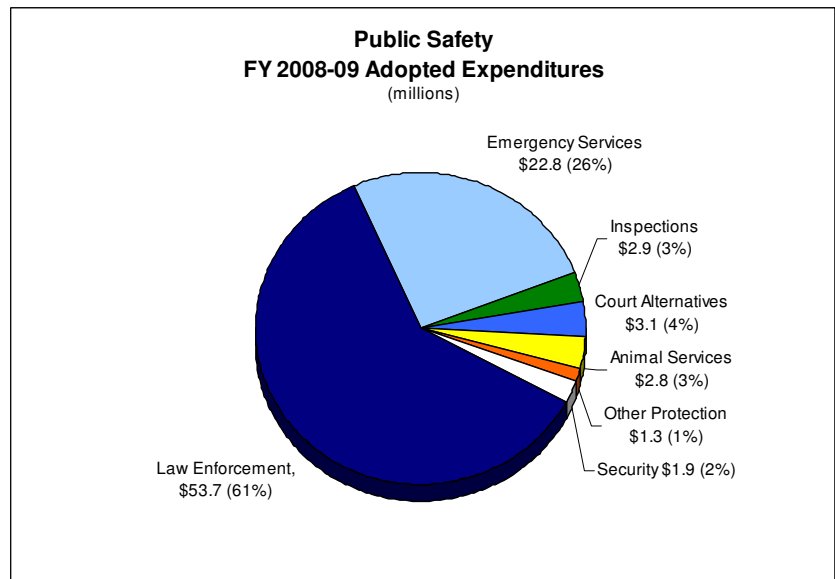
Public Safety expenditures include:

- Emergency Services
- Court Alternatives
- Inspections
- Other Protection
- Law Enforcement (Sheriff)
- Animal Services
- Security

Expenditures

Guilford County will spend \$88,658,445 for Public Safety in fiscal year 2008-2009 year, an increase of 7.3%, or \$6.05 million, over last year's adopted budget. Public Safety accounts for approximately 15% of the total expenditures for the County.

The largest increase in Public Safety expenditures is for Law Enforcement (Sheriff's Department). Approximately \$2.0 million of the total increase of \$4.5 million will be used to fully fund the 28 new detention officers added by the Board of Commissioners during calendar year 2008 and to add 8 new positions in FY 2008-09. The new positions will be used to enhance patrol services and provide increased court security. Additional funds are included for increased food costs for jail inmates, elevator improvements at the High Point detention facility and increased fuel costs.



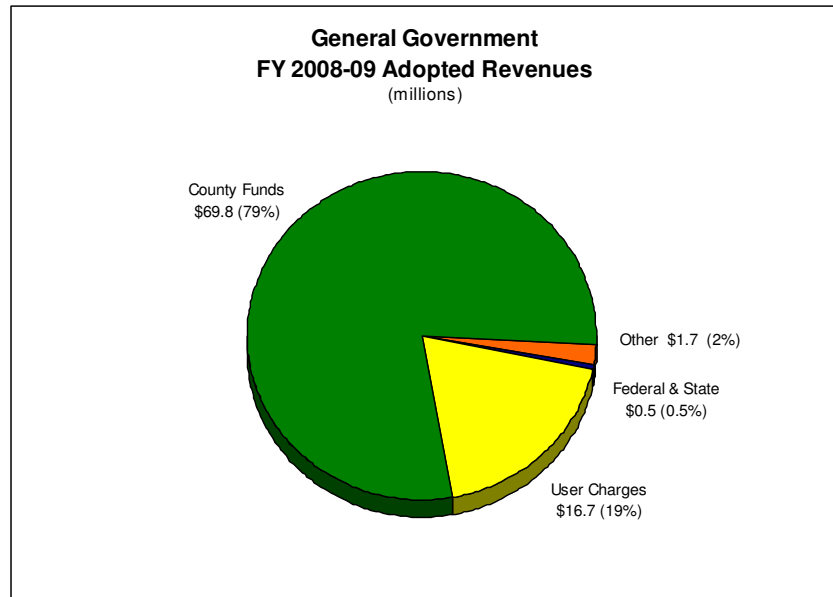
The budget also includes four positions in Emergency Services. These employees will be used to reduce the time it takes to restock ambulances after emergency calls, thereby increasing the number of hours existing ambulances and their crews are providing services to citizens.

Other Public Safety expenditure changes include additional funds for rabies specimen testing and building maintenance for Animal Services/Shelter; full year funding for the

Drug Court in High Point; and replacement vehicles for Law Enforcement, Animal Control and Emergency Services.

Revenues

Most (79%) of Public Safety services are funded from general County funds. User fees and charges, primarily from charges for ambulance service and various Sheriff Department fees, will generate 19% of Public Safety revenues. The remaining funds will come from the federal and state governments and miscellaneous revenues.



	FY 2006-07	Adopted FY 2007-08	Amended FY 2007-08	Adopted FY 2008-09	Change vs. Adopted	
					\$	%
Departments						
Security	\$ 1,768,146	\$ 1,836,205	\$ 1,846,476	\$ 1,949,790	\$ 113,585	6.2%
Law Enforcement	\$ 46,201,154	\$ 49,179,562	\$ 52,030,329	\$ 53,714,028	\$ 4,534,466	9.2%
Emergency Services	\$ 20,616,198	\$ 21,938,308	\$ 23,062,636	\$ 22,775,838	\$ 837,530	3.8%
Inspections	\$ 3,277,439	\$ 3,068,473	\$ 2,806,991	\$ 2,939,690	\$ (128,783)	-4.2%
Court Alternatives	\$ 3,090,837	\$ 3,082,503	\$ 3,129,018	\$ 3,148,223	\$ 65,720	2.1%
Animal Services	\$ 2,316,807	\$ 2,392,597	\$ 2,453,377	\$ 2,824,094	\$ 431,497	18.0%
Other Protection	\$ 449,719	\$ 1,110,165	\$ 1,165,165	\$ 1,306,782	\$ 196,617	17.7%
	\$ 77,720,299	\$ 82,607,813	\$ 86,493,992	\$ 88,658,445	\$ 6,050,632	7.3%
Revenues						
Federal & State	\$1,455,420	\$449,991	\$928,504	\$456,023	\$ 6,032	
User Charges	\$ 16,118,291	\$ 15,098,718	\$ 15,100,718	\$ 16,748,868	\$ 1,650,150	10.9%
Other	\$ 2,926,281	\$ 1,631,626	\$ 1,720,547	\$ 1,665,943	\$ 34,317	2.1%
Fund Balance	\$ 1,501,772	\$ 289,171	\$ 1,093,585	\$ 26,103	\$ (263,068)	-91.0%
County Funds	\$ 55,718,536	\$ 65,138,307	\$ 67,650,638	\$ 69,761,509	\$ 4,623,202	7.1%
	\$ 77,720,299	\$ 82,607,813	\$ 86,493,992	\$ 88,658,445	\$ 6,050,632	7.3%