



# Guilford County North Carolina

Fiscal Year 2010

## CITIZEN'S GUIDE TO THE BUDGET

### Table of Contents

<i>County Mission</i>	<b>1</b>
<i>County Characteristics</i>	<b>1</b>
<i>County Priorities</i>	<b>1</b>
<i>County Budget Overview</i>	<b>1</b>
<i>Progress</i>	<b>2</b>
<i>Budget Analysis</i>	<b>3</b>
<i>Challenges &amp; Outlook</i>	<b>4</b>

**GUILFORD COUNTY'S MISSION**  
 TO PROVIDE EFFICIENT, EFFECTIVE, RESPONSIVE GOVERNMENT  
 THAT MEETS THE PUBLIC'S NEEDS AND IMPROVES OUR COMMUNITY.

### Guilford County Characteristics

Guilford County measures 651 square miles and has a population of 468,344. The County is located in the Piedmont Triad region, a twelve-county area in the north central portion of the State. Guilford County is home to eight colleges and universities: the University of North Carolina at Greensboro, North Carolina Agricultural & Technical State University, Greensboro College, Bennett College, Elon School of Law, Guilford College, High Point University, and Guilford Technical Community College.

The Board of County Commissioners is the chief administrative and policymaking body of Guilford County and consists of eleven members, nine of whom are elected from districts and two of whom are elected at-large. Board members serve four-year staggered terms. The Board elects a Chairman and Vice Chairman from among its membership during the first meeting in December.

The County contains two cities and eight towns: Greensboro, High Point, Jamestown, Sedalia, Pleasant Garden, Oak Ridge, Stokesdale, Summerfield, Gibsonville, and Whitsett. Portions of Archdale, Burlington and Kernersville are also in the County. The latest census data shows that Guilford County has 963 farms and 96,519 acres of land used in farming. The Guilford County Courthouse in the picture to the right was used around the turn of the century. The clock tower was its prominent feature. The picture is from the University of North Carolina at Chapel Hill Collection of Postcards.



Board of Commissioners	
<b>Chairman Melvin L. (Skip) Alston</b> District 8	
<b>Vice Chairman Steve Arnold</b> District 2	
<b>Commissioner Bruce E. Davis</b> District 1	
<b>Commissioner Linda O. Shaw</b> District 3	
<b>Commissioner Kirk Perkins</b> District 4	
<b>Commissioner Billy Yow</b> District 5	
<b>Commissioner Kay Cashion</b> District 6	
<b>Commissioner Mike Winstead, Jr.</b> District 7	
<b>Commissioner Carolyn Coleman</b> District 9	
<b>Commissioner Paul Gibson</b> At-Large	
<b>Commissioner John Parks</b> At-Large	

County Priorities
Encouraging a Prosperous Community
Providing Educational Opportunity
Fostering Diversity
Ensuring Public Safety
Improving Physical & Mental Health
Valuing Economic Growth
Producing a Rich Quality of Life

### Guilford County Budget and Organization

Guilford County carries out many governmental services and supports additional functions. The fiscal year 2010 adopted general fund budget is \$586.1 million, which maintains the County's core services while planning for the future. The major budget categories are: General Government, Public Safety, Human Services, Education, Community Services, Support Services and Debt. The County will levy 73.74 cents per \$100 of valuation in property taxes. There is no increase over the prior year.

Guilford County has 2,562 (81 less than last year) full-time equivalent employees. Of the total current operating budget, 30% is for personnel-related costs. The County maintained its allocation to the operating budgets of Guilford County Schools for K-12 education and to the Guilford County Community College for workforce and other educational needs. This year, the County is providing funding for an enhanced economic development program and to outside agencies to operate programs in arts, youth and recreation. The budget also includes \$9,692,373 for future capital needs.

**Brenda Jones Fox**  
**County Manager**

# CITIZEN'S GUIDE TO THE BUDGET

## HOW WE HAVE PROGRESSED

### PROGRESS IN PRIORITY AREAS FOR FISCAL YEAR 2009

#### Effective, Efficient, Responsive Government

In December 2008, Chairman Melvin "Skip" Alston announced that his goal was for the County to have no tax increase in the FY 2009-10 budget. That goal was realized. The budget "holds the line" on spending and seeks to "do more with less." The following Commissioners chaired committees to facilitate the budget process:

#### Effective, Efficient County Government

Carolyn Coleman

#### Budget Committee

Steve Arnold

#### County Attorney Search

Kirk Perkins

#### County Manager Search

Linda Shaw

#### Education

Bruce Davis

#### Substance Abuse & Drug

#### Treatment

Kay Cashion

#### Jail Committee

Paul Gibson

The Guilford Strategic Alliance Committee identified Four Strategic Focus Areas:

1. Further Community Achievement
2. Improve Quality of Life & Manage Growth
3. Ensure Community Health & Safety
4. Maintain Efficient, Effective, and Responsive Governance

Guilford County is striving to improve the quality and efficiency of its services and its communication with citizens. If you would like more information about the 2010 Budget, visit <http://www.co.guilford.nc.us>.

#### Crisis Mitigation/Emergency Response

Guilford County Emergency Services strives to provide the highest standard of service to citizens and visitors in the areas of Fire Protection, Emergency Medical Services, Emergency Management, HazMat (hazardous materials), and Emergency Communications. The goals of the department are to 1) maintain/improve response times; 2) have fewer negative results post-response; and 3) improve fire/life safety and disaster preparedness. In 2009, Emergency Services responded to over 46,000 incidents with 61,000 unit responses and transported over 31,000 patients to local healthcare facilities.

The response time goals (including call processing) are as follows:

**Alpha** - Non Emergency: 80% of calls answered in less than 15 min., 59 sec.

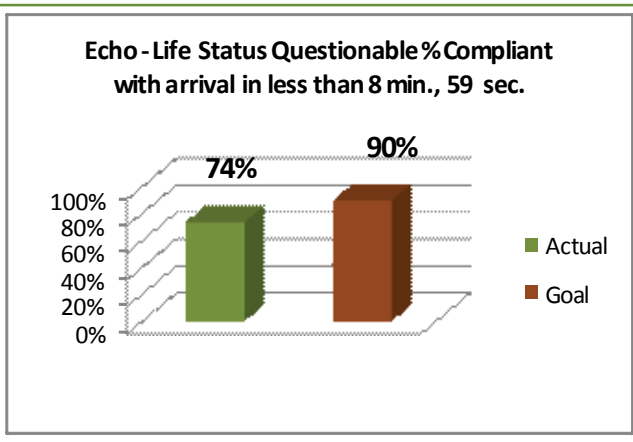
**Bravo** - Limited Emergency: 85% of calls answered in less than 14 min., 59 sec.

**Charlie** - Potential Emergency: 90% of calls answered in less than 12 min., 59 sec.

**Delta** - Potential Life-Threatening Emergency: 90% of calls answered in under 10 min., 59 sec.

**Echo** - Life Status Questionable: 90% of calls answered in less than 8 min., 59 sec.

Emergency Services has requested resources to enhance service delivery and improve response times.



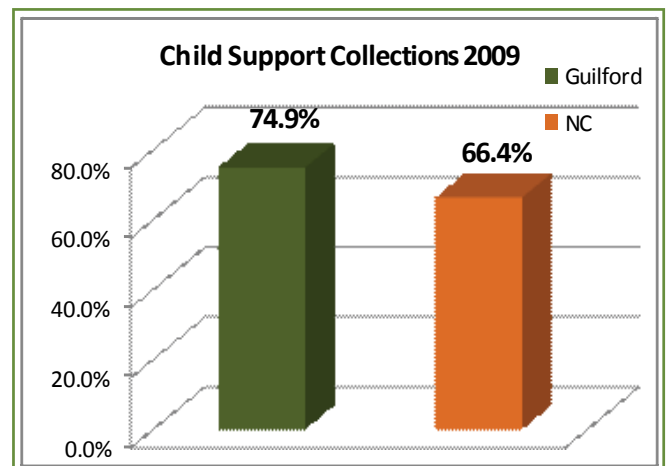
#### Fiscal Performance

Guilford County sold \$164.6 million in municipal bonds on January 13, 2009 to pay for construction projects, including Eastern Guilford High School, a new Detention Center and a new Guilford Technical Community College campus. Guilford County maintained its AAA rating from Standard & Poor's Corporation, its Aa1 rating from Moody's Investors Service and its AA+ rating from Fitch IBCA.



#### Protecting Children

Guilford County Child Support's mission is "to assure that Guilford County children are supported by their non-custodial parents." Its vision is economic self-sufficiency for single parent families. Guilford County Child Support reported an overall cumulative collection rate of 74.9% for 2009, compared to the statewide average rate of 66.4%. Guilford County has the third highest collection rate in the state, following Haywood and Watauga Counties. During this period, Guilford County's caseload was 21,601.

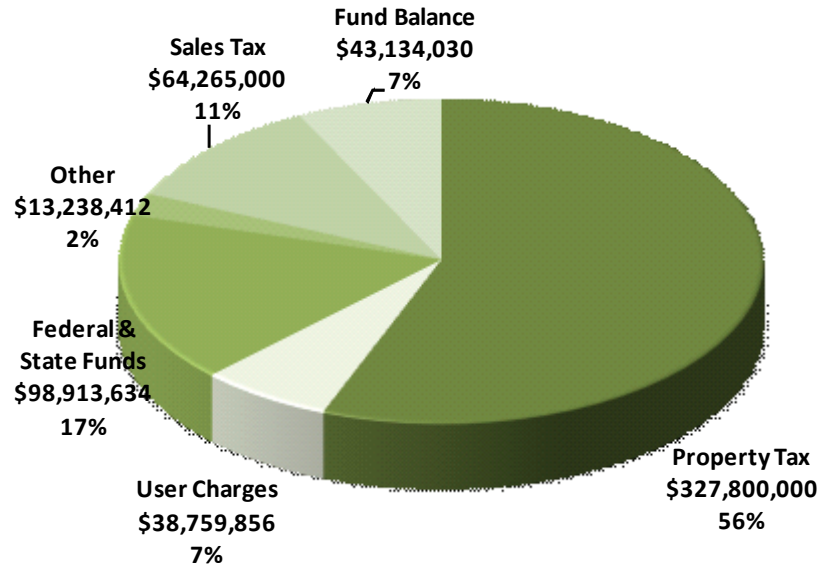


# THE COUNTY'S ADOPTED BUDGET FISCAL YEAR 2010

## General Fund Revenues

Category	'09 Revenue	'10 Revenue
Property Tax	\$ 318,287,700	\$ 327,800,000
User Charges	\$ 38,125,841	\$ 38,759,856
Federal & State	\$ 102,498,015	\$ 98,913,634
Other	\$ 22,509,023	\$ 13,238,412
Sales Tax	\$ 77,600,000	\$ 64,265,000
Fund Balance	\$ 27,094,563	\$ 43,134,030
<b>Total</b>	<b>\$ 586,115,142</b>	<b>\$ 586,110,932</b>

### Fiscal Year 2010 Revenues

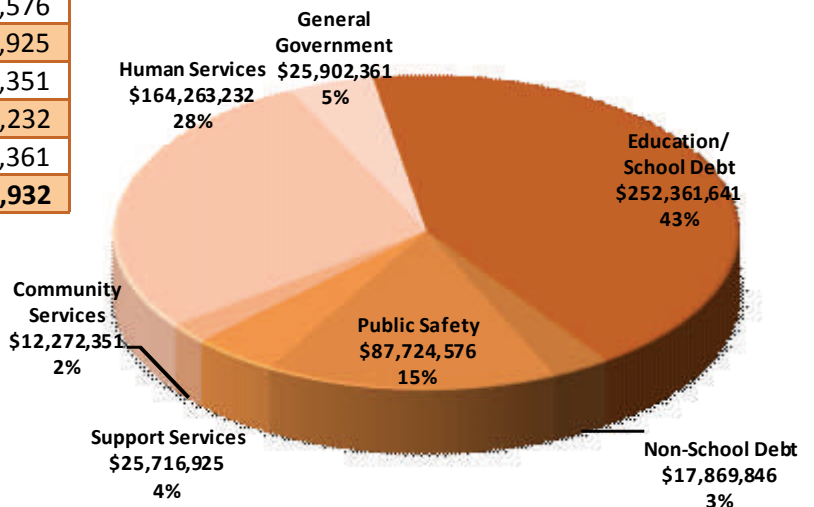


## General Fund Expenditures

Category	'09 Expenditures	'10 Expenditures
Education Debt	\$ 244,025,871	\$ 252,361,641
Non-School Debt	\$ 21,599,333	\$ 17,869,846
Public Safety	\$ 88,137,590	\$ 87,724,576
Support Services	\$ 16,377,709	\$ 25,716,925
Community Services	\$ 11,458,360	\$ 12,272,351
Human Services	\$ 180,830,756	\$ 164,263,232
General Government	\$ 23,685,523	\$ 25,902,361
<b>Total*</b>	<b>\$ 586,115,142</b>	<b>\$ 586,110,932</b>

\*Amounts are adjusted from original budget to account for allocated shares of anticipated vacancy savings and position cuts for FY 2008-09.

### Fiscal Year 2010 Expenditures



Note: An independent audit is conducted annually, covering the previous Fiscal Year's revenues and expenditures. Each year, the Comprehensive Annual Financial Report receives a clean audit opinion. For more complete financial information, please visit: <http://www.co.guilford.nc.us>.

# WHAT'S NEXT?

## FUTURE CHALLENGES AND ECONOMIC OUTLOOK

### *Key Economic Trends*

Just like the nation and the state, Guilford County faces unprecedented economic challenges. The decline in economic activity has resulted in substantial shortfalls in certain County revenue streams for fiscal year 2009-10. In fiscal year 2009, the County's unemployment rate increased from 5% to 9%. This matched the North Carolina rate of 9% but was higher than the national rate of 7.6%.

Guilford's per capita income was \$26,640 in calendar year 2008, the latest year available. This compares to North Carolina's at \$25,215 and the nation at \$27,589. From calendar year 2007 to calendar year 2008, the North Carolina demographer reports a 1.6% increase in population.

Indicator	CY 2007	CY 2008
Population	460,780	468,344
Per Capita Income	\$26,369	\$26,640
Indicator	FY 2008	FY 2009
Unemployment	5.0%	9.0%
Inflation Rate	5.0%	-1.4%
State Sales Tax Growth	1.5%	-8.0%
Property Tax Base Growth	3.1%	3.3%
Food Stamps Growth Rate	10.5%	16.3%

Locally, sales tax revenues and revenues from various fees fell short of expectations. In FY 2009, the sales tax growth experienced an 8% decline compared to a 1.5% increase the year before. For the fiscal year 2010 budget, the tax base was estimated at \$45.5 billion compared to \$44.6 billion the year before, a 1.9% estimated increase which compares to a 3.3% increase in FY 2009. As revenues decreased, the demand for County services, including emergency response, public health services, and social services, has increased. The number of participating households in the Food Stamp program has steadily increased over the past six years, with a 16.3% increase from last year to this year.

Despite a slow-down in the local real estate market, the County has not seen the plunging home prices that have crippled housing markets and tax collections in other areas of the country. Since the increase in prices was moderate during the real estate boom, subsequent price declines have not been dramatic. Guilford County has experienced improvements in unit sales and single-family home prices in the Greensboro and High Point markets in March, April and May 2009.

### *Guilford County Fiscal Year 09-10 Highlights*

Highlights of the fiscal year 2010 budget include:

- Despite the fiscal constraints facing the County, operating allocations for Guilford County Schools (GCS) and Guilford Technical Community College (GTCC) remained the same at \$175,165,521 for GCS and \$11,752,690 for GTCC. An additional \$11.84 million was budgeted for increased debt service on school bonds, including an additional bond issue planned for the upcoming fiscal year.
- The 2009 American Recovery and Reinvestment Act will allow the County to utilize Child Support incentive revenues to make up the County's match for expenses submitted for reimbursement. As a result, Child Support will realize an additional \$694,910 in federal revenue for the upcoming year.
- \$2 million was included in the Human Resources budget for a commitment to the Local Government Other Post-Employment Benefits Fund administered by the North Carolina Department of State Treasurer. Additional annual contributions will be required to address a \$26,232,790 liability.
- An additional \$1,300,000 is proposed to fund a Commercial Investment Policy to expand the County's Economic Development efforts.
- The FY 2009/2010 budget allocated \$9,692,373 from the General Fund for transfer to the County Building Construction Fund for future capital needs.

We want to hear from you. What do you think of this report? Would you like to see it include other information?

Please let us know by emailing [mrogers@co.guilford.nc.us](mailto:mrogers@co.guilford.nc.us).