



In August of 1974, the Board of County Commissioners of Guilford County adopted a Soil Erosion and Sedimentation Control Ordinance. The purpose of this Ordinance is regulation of "land-disturbing activity to control accelerated erosion and sedimentation in order to prevent the pollution to water and damage to lakes, watercourses, and other public and private property by sedimentation..."

As Guilford County develops more densely and more rapidly, we are beginning to see some of the following problems from individual home building:

1. Mud on public streets
2. Bare and eroding side ditches of public streets
3. Mud and silt obstructing drainage culverts
4. Mud filling in stream channels and drainage ways
5. Siltation damage to private and public ponds and lakes
6. Siltation damage to private lawns
7. Siltation to vital and protected wetlands

Allowing sediment to flow off of your lot or to be tracked onto the highways is a violation of the County Ordinance, applicable Town Ordinances and North Carolina State Law. An individual may be assessed a civil penalty for this violation of up to \$5,000.00 per day on a daily basis until the problem is corrected satisfactorily.

The following steps may be taken to minimize the likelihood of off-site sedimentation:

1. Clear and grade no more than is absolutely necessary for building construction.
2. Do not disturb side ditches that have a good grass cover.
3. Leave a natural wooded or grass buffer where especially on slopes and near property lines.
4. Install a gravel entrance into the building site and keep it maintained as needed.
5. Install silt fencing, earthen berms or diversion ditches with rip-rap filter outlets

to control muddy water during and after grading. Details on installation of these devices are available from our office at no charge.

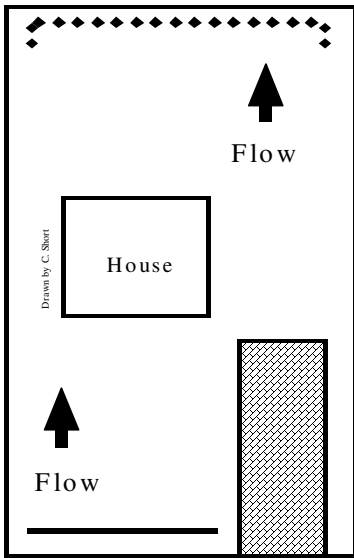
6. Use temporary and permanent vegetation on sites where construction time will exceed twenty-one (21) days. (Temporary devices have to be maintained regularly and are intended only for short duration use.)

Following these suggestions and using forethought will save money and complications in the long run. Also, the final product will be more attractive.

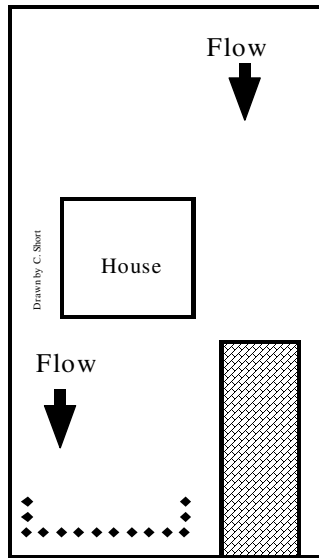
Please contact the Erosion Control Section of the Guilford County Planning and Development Department if we may be of assistance at (336) 641-3803.

*Disturbance of one (1) acre or more requires a grading permit from Guilford County

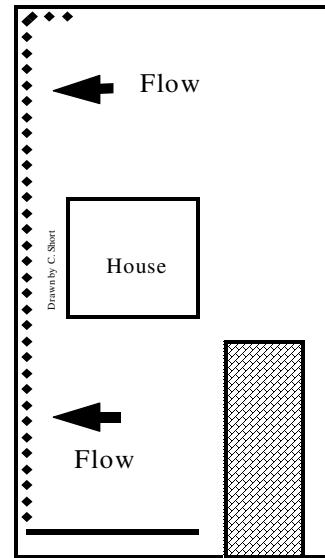
Single Family Erosion Control Options



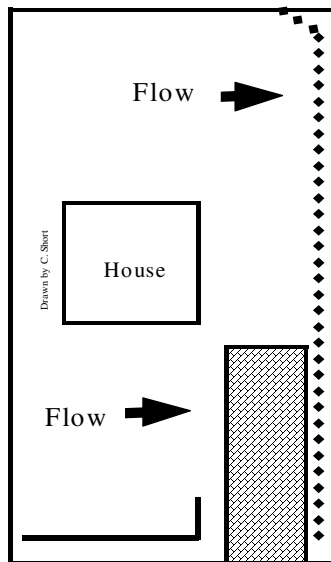
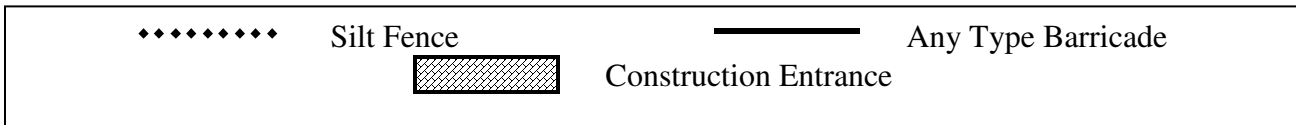
A. Flow to the Rear



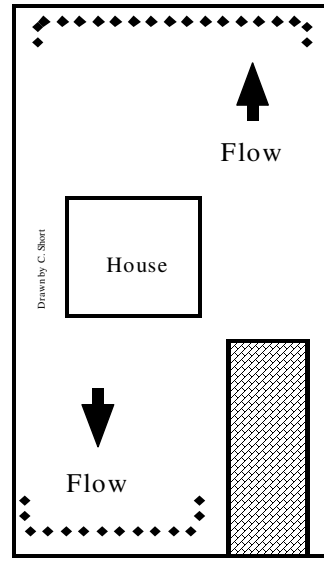
B. Flow to the Front



C. Flow to the Left



D. Flow to the Right



E. Flow to the Front and Rear

Notes:

1. Any combination of the above plans may be used to adjust to site conditions.
2. Silt Fence skirt must be trenched in on the uphill side of the silt fence.
3. Silt fence posts must be made from steel or other metal. Wood posts are not acceptable.